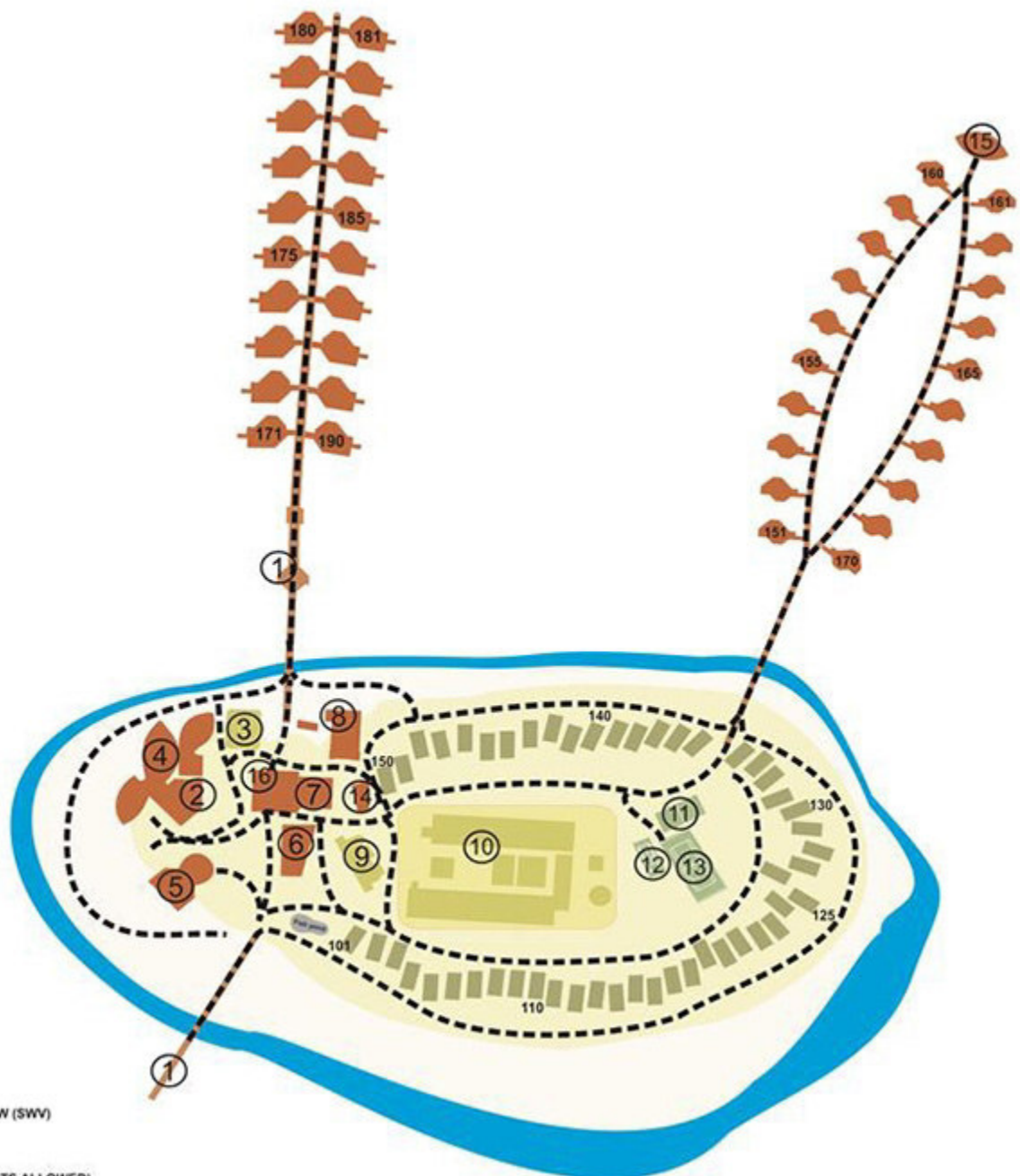




- 1- LANDING STAGE (JETTY)
- 2- GUEST TOILET
- 3- PRIVATE
- 4- RESTAURANT
- 5- COFFEE SHOP, BEACH BAR
- 6- SOUVENIR SHOP, GAME CENTER
- 7- RECEPTION, OFFICE
- 8- DIVING BASE, WATER SPORT CENTER
- 9- GARDEN ROOMS
- 10- STAFF QUATER
- 11- FUTSAL PITCH
- 12- BADMINTON COURT
- 13- TENNIS COURT
- 14- COCONUT SPA
- 15- SUNSET BAR
- 16- CYBER CAFE

101-150> BEACH BUNGALOW (SPR)
 151-170> WATER BUNGALOW (WV)
 171-190> SUPERIOR WATER BUNAGLOW (SWV)
 135,136,137> DOUBLE STOREY ROOMS
 - - - - - GUEST PATHWAY
 _____ STAFF AREA (NO GUESTS ALLOWED)



discover the rest of your world with

SNORKELING

Tips for preparing

VISIT the dive center for advice on snorkeling techniques, access points and local conditions.

LEARN about local snorkeling spots, seek out beach access with calm waters as well as easy entry & exit access points.

PRACTICE in calm waters to make sure you are fit & ready to snorkel in open waters.


Before snorkeling

Inform the reception before going to snorkeling and after returning from snorkeling.

There is no lifeguard at the beach. You enter the water at your own risk.

Check the current, tides and weather conditions prior to snorkeling.

Wear brightly colored rash vest or a life jacket and wear plenty of sunscreen even when it is cloudy.



When snorkeling

There is always a current(s) in the lagoon, the direction(s) and strength(s) of which are affected by the season, wind, weather, tides, and other factors.

Retain your energy. Snorkeling should be relaxing, swim slowly and gently.

It is best to know your physical limits and not to exceed them.

Always take special care if you enter the lagoon at night.

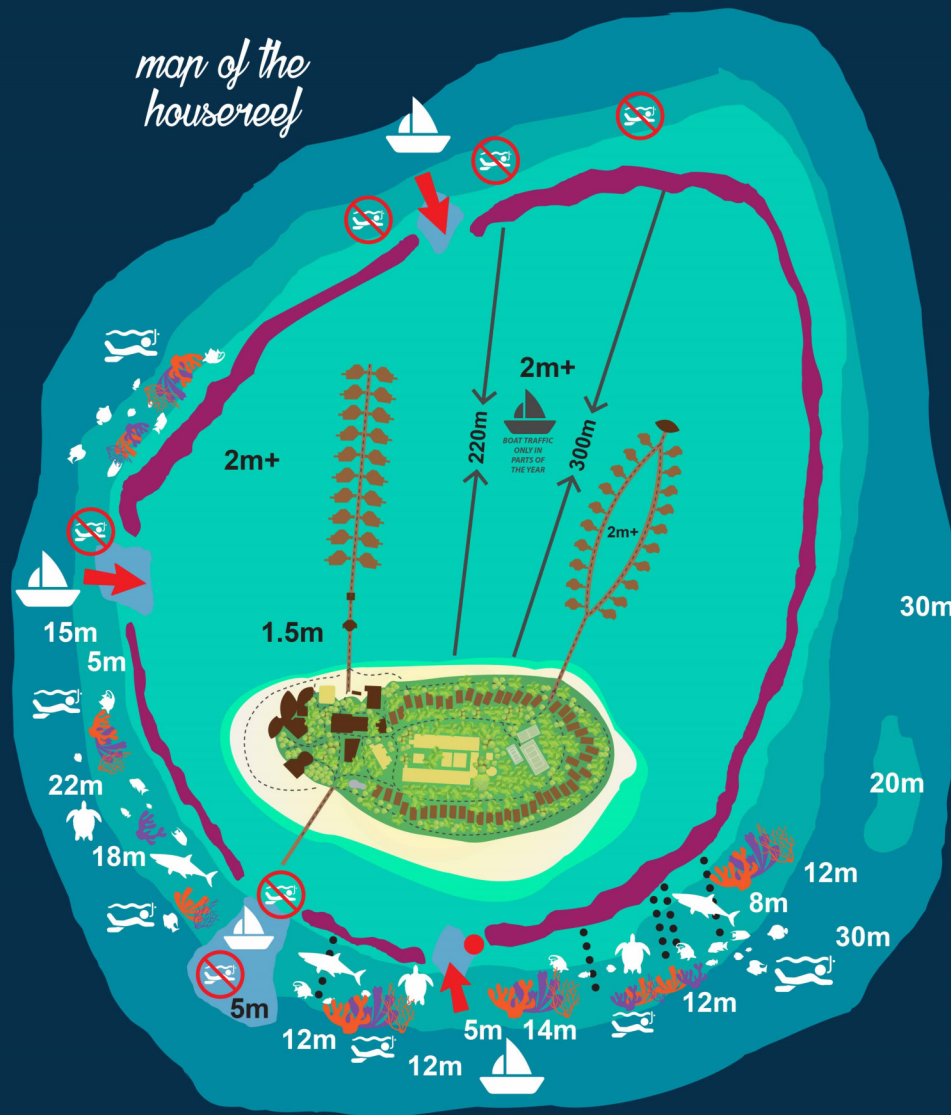
Always snorkel with a buddy and keep in close proximity to the shore.

DO NOT snorkel

When there are large waves.

When there are strong currents.

In areas where there is boat traffic.



> Please help us to protect the coral reef which takes thousands of years to grow by not standing on it or taking anything out of the sea.

> Fishing from the surroundings of the Island is prohibited by the Maldivian law.

> Removing or breaking corals or shells from the reef is strictly prohibited.

> Nudism on the island is forbidden as it is in the country

If you have any question, feel free to contact reception (0) at any time